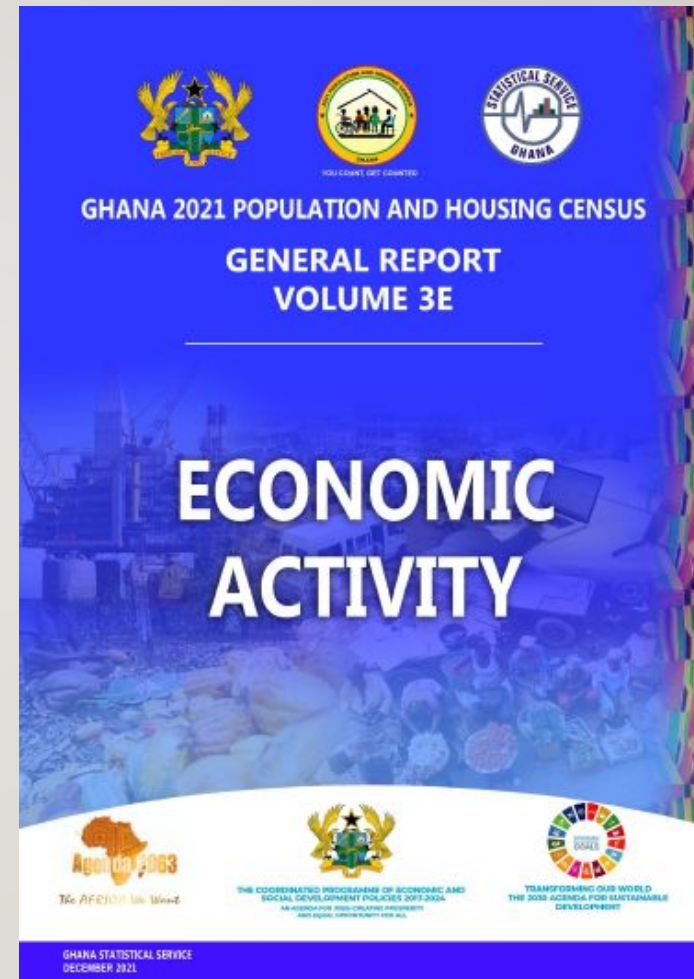


STATSGH

GHANA UNEMPLOYMENT DATA



CREDIT-



UNEMPLOYMENT RATE

- The unemployment rate is the number of unemployed persons divided by the labour force which is different from the proportion of the population unemployed which is computed using entire population 15 years and older (within and outside the labour force).

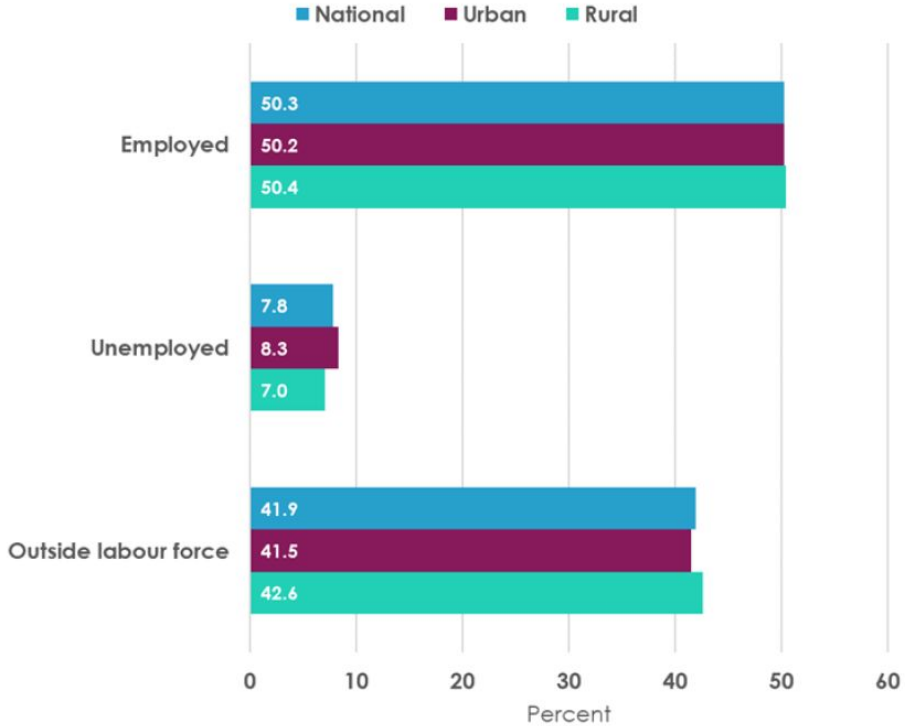
HIGHLIGHTS OF RESULTS

The following highlights pertain to the population 5 years and older³ irrespective of their school attendance status

The labour force, which is the economically active population, is 11,541,355 (employed, 9,990,237 and unemployed, 1,551,118), representing 58.1 percent of persons 15 years and older.

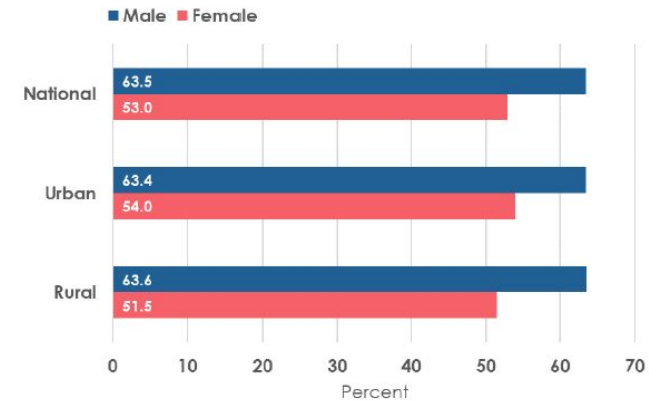
UNEMPLOYMENT RATE

FIGURE 4.1: PROPORTION OF POPULATION 15 YEARS AND OLDER BY ECONOMIC ACTIVITY STATUS AND TYPE OF LOCALITY



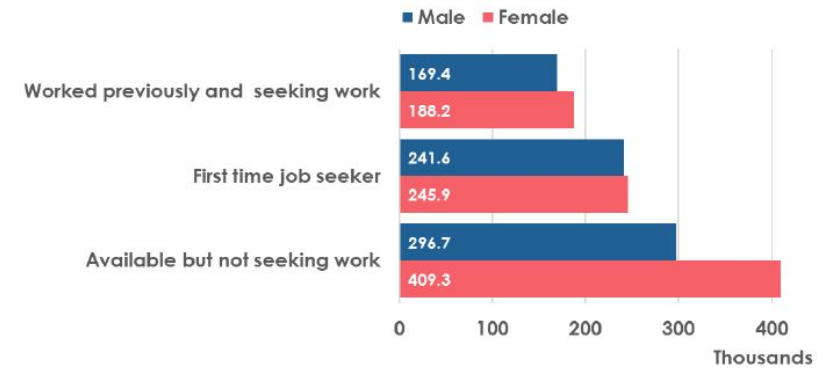
-
- Economic activity among males (63.5%) is substantially higher than that of their female (53.0%) counterparts, with a more pronounced variation between males, (63.6%) and females (51.5%) in rural areas.

FIGURE 4.2: PROPORTION OF ECONOMICALLY ACTIVE PERSONS 15 YEARS AND OLDER BY TYPE OF LOCALITY AND SEX



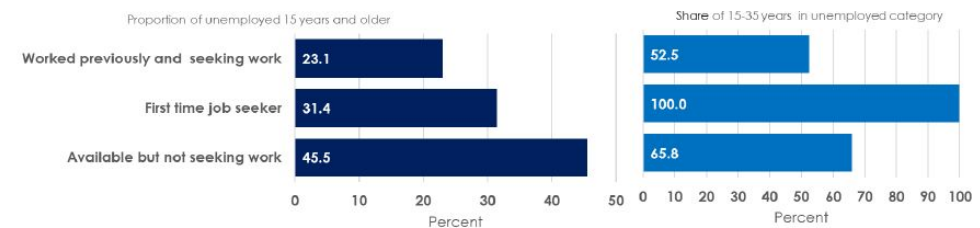
-
- About half a million persons 15 years and older are first time job seekers with almost equal numbers of males and females.

FIGURE 4.3: POPULATION 15 YEARS AND OLDER AVAILABLE AND SEEKING WORK BY SEX



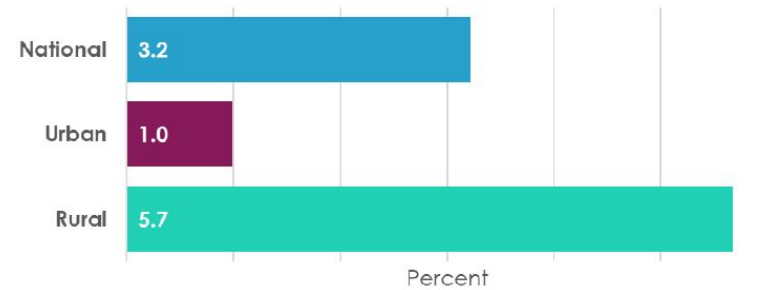
-
- More than two in five (45.5%) unemployed persons 15 years and older are available for work but not seeking for employment of which the youth (15-35 years) constitute two-thirds (65.8%).

FIGURE 4.4: PROPORTION OF UNEMPLOYED PERSONS 15 YEARS AND OLDER BY JOB SEEKING STATUS AND SHARE OF POPULATION 15-35 YEARS⁴

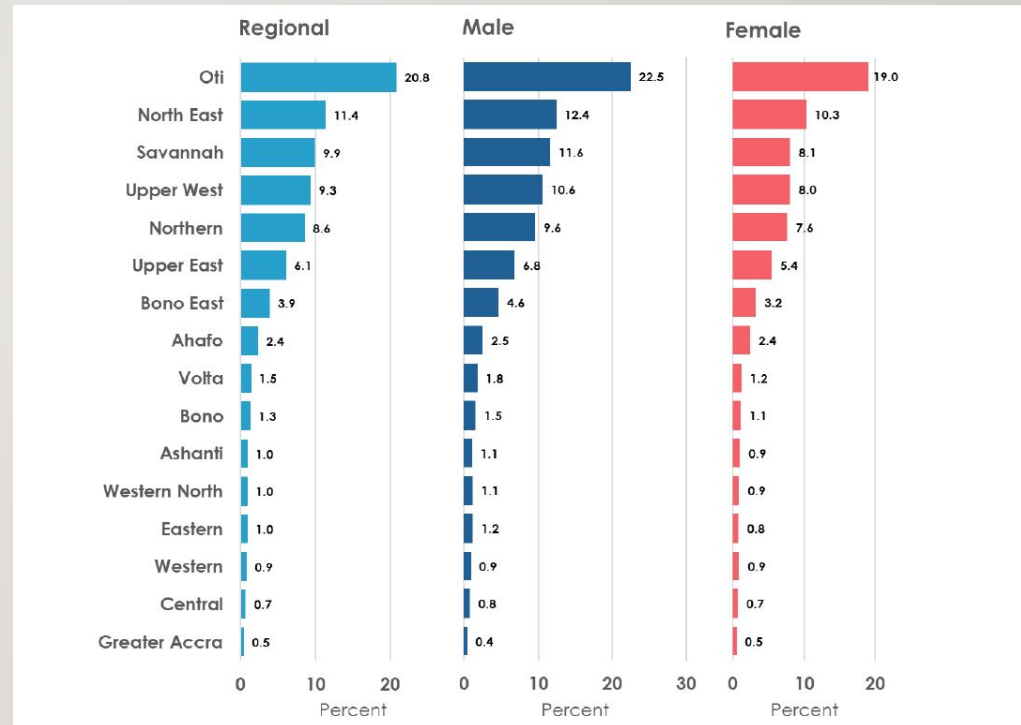


-
- Close to 230,000 (3.2%) children (5-14 years) are engaged in economic activity with a substantially higher proportion in rural areas (5.7%) compared to urban (1.0%).

FIGURE 4.5: PROPORTION OF POPULATION 5-14 YEARS IN ECONOMIC ACTIVITY BY TYPE OF LOCALITY



- Involvement of children in economic activity in Oti Region (20.8%) is more than six times the national figure (3.2%) and is also prominent in five other regions: North East (11.4%), Savannah (9.9%), Upper West (9.3%), Northern (8.6%) and Upper East (6.1%).



- About three-quarters of the employed population 15 years and older are engaged in skilled agricultural, forestry and fishery (32.0%), services and sales (26.5%) and craft and related trades (16.1%), with a higher representation among females (81.3%) than males (68.9%).

FIGURE 4.7: PROPORTION OF EMPLOYED POPULATION 15 YEARS AND OLDER BY OCCUPATION AND SEX

